

FORMULATOR

PACKAGE FOR FORM•Z & BONZAI3D

The Formulator Package is a set of four elements from our FormZone Learning System that flatten the learning curve by customizing your use of form•Z and bonzai3d as well as the tools themselves.


\$49 each. All four for \$149.
FREE with any workshop.



Z•Keys: Making Your Fingers Fly
Recorded workshop, Z-Key file, color-coded keyboard chart and LiveInteractive support from David Wolf.

Make your fingers fly using the Architects Toolbox Z•Keys for form•Z or bonzai3d. Available only at Architects Toolbox.

See page B2 for details.



The General Principles of Computer Design
by David Wolf

Audio book for your ipod or computer plus printed guide.

General Principles covers the intuition behind the logic, describing the immutable laws of vectors and pixels and essential approaches to designing in virtual reality.

See page B5 for details on The General Principles



The 5-Step Approach to form•Z and bonzai3d
Recorded workshop, files and LiveInteractive support with David Wolf.

The 5-Step Toolbars and Approach reduces the complexity of form•Z and bonzai3d into five basic functions—Draw, Pick, Move, Edit and Derive—a powerful over-simplification that reveals the intuition behind the logic.

See page B3 for details.

CUSTOM-Z
WORKSHOP

Both form•Z and bonzai3d are highly customizable. This workshop and the associated files that come with it give you control over both settings and the organization of the program and how to dial-in your own customized version. We cover over 100 settings, why they're important and how to lock them in.

See page B4 for details on the Custom-Z Workshop.

Z•KEYS

Z•KEY KEYCUT PACKAGE



1. The Z•Key Keycut File

Over 110 Keyboard Shortcuts added on top of the AutoDesSys keyboard shortcuts. Chose from form•Z or bonzai3d, PC or Mac editions.

All of our workshops at Architects Toolbox emphasize getting the interface to disappear so that you can work on your design, not your computer.

As both **form•Z** and **bonzai3d** provide an enormous amount of flexibility in dialing-in shortcuts, we've developed a unique approach that provides the fastest and most intuitive way to get your fingers to fly in both programs.

Our approach simply assigns the most commonly used commands the shortest reach in keystroke possible. You receive a file and instructions how to install them. A color-coded keyboard chart organized by category is also provided.

With these tools in hand, the third element of this package provides a recorded overview of the Z•Key System. In this 45-minute workshop David Wolf takes you through the logic of the system before embarking on a series of drills and how to further customize the system.

Finally, the package includes unlimited 12/7 support from David Wolf by way of our Live-Interactive Link. For more details, see the Formulator Package Video on the Architects Toolbox web site.



2. Color-Coded Keyboard Chart

Our detailed legal-sized Z-Key Keyboard Chart is organized to reflect the 5-Step approach with categories for: Navigation, Drawing, Picking, Geometric Transformations, Editing and Derivative Operations.



3. Z•Keys and Workshop

David takes you through the logic of the Z•Key system and drills that make your fingers fly and the interface fall away. Length: 45 minutes



4. Live-Interactive Support 12/7 with David Wolf

In addition to the files, workshops and chart, you'll get 12/7 Live-Interactive support with David Wolf to answer your questions.

THE Z-KEYS KEYCUT PACKAGE..... \$49
Includes Z•Key KeycutFile, Chart, Workshop and support.

COMPLETE FORMULATOR PACKAGE . \$149
Includes Z•Keys described above and the 5-Step, Custom•Z and General Principals described on the following pages.

FORMULATOR WITH WORKSHOPS..... FREE

5 STEP INTERFACE

AND FORMULATOR PACKAGE

A Powerful Approach to 3D Modeling for bonzai3d and form•Z

- **The 5-Step Approach to form•Z and bonzai3d Workshop**
- **The 5-Step Modeling Toolbar**
- **The 5-Step Window Toolbar**
- **Installation Guide**
- **Installation Support**

The Secret is OUT!

In addition to its prowess as a tool for modeling, rendering and animation, **form•Z** sports a host of powerful tools under the hood that extend the functionality of the program, including the tools necessary to make your own tools. You can't make a hammer with a hammer and you can't make a saw with a saw, but with form•Z, you can darn near make your own form•Z. The wide array of features that can be customized speaks volumes about the program's raw power.

In 1998, Architects Toolbox began selling the first extension of form•Z, known as the 5-Step Interface. This radical reorganization of the program is based on one idea: making form•Z easier to use and understand. The core of the interface is the modeling toolbar, which is reorganized into 5 separate subpalettes, each focused around the blue modifier that's key to understanding the internal workings of the program.

It's as simple as Draw, Pick, Move, Edit and Derive. In the first palette we have all tools for drawing. In the Pick palette you'll find all tools for selecting geometry. The Move palette has all tools for transforming your geometry. The Edit subpalette, in turn, contains tools for altering your geometry. Finally the Derive subpalette contains tools for deriving new geometry from old geometry.

THE 5-STEP APPROACH PACKAGE \$49

Includes the 5-Step files and workshop described above.

COMPLETE FORMULATOR PACKAGE . \$149

Includes 5-Step described above and the Z•Keys, Custom•Z and General Principals described on B2, B4 and B5.

FORMULATOR WITH WORKSHOPS FREE



Tools that **DRAW**
& generate geometry

Tools that **PICK**
the parts and the pieces

Tools that **MOVE**
geometric transformations

Tools that **EDIT**
slicing, dicing and tweaking

Tools that **DERIVE**
slicing, dicing and tweaking

CUSTOM•Z

THE CUSTOMIZATION WORKSHOP

- **Top 100 Settings You Should Turn-on and Why**

Owning a program like **form•Z** or even its lite version **bonzai3d**, is like owning an amazing factory where you can create anything you want. Anything you can imagine, anything that ever was or ever could be. It is amazing!

- **Creating a Preference File**

So you own a factory that can make anything. Setting it up to work your way and following the unique circumstances of your situation is essential.

- **The Ins and Outs of Using a Template**


The Custom•Z Workshop gives you the keys to customizations that make your factory work the way you work, unleashing the power of these amazing tools onto your project.

- **Creating Your own Libraries of Surface Styles, Colors and Materials**

This workshop utilizes our exclusive Architects Toolbox Hybrid Skillset Segments that combine the best of doing, reading, class and tutor. This is how it works: The skillsets are record and at the same time refer to detailed notes, follow-up audio of David walking you through the exercise and direct 12/7 Live-Interactive Support from David Wolf directly.

- **Installation Support**

The Custom•Z Workshop is organized into 4 skillset segments that are about one hour in length. For complete details on the Hybrid Skillset Segments, see Brochure D.



- **Includes Highly Detailed Guide**

The Custom•Z workshop comes with our 20-page guide to the form•Z and bonzai3d interface, serving as an excellent set of notes in our exclusive 2X format discussed in the Books Brochure.

THE CUSTOM•Z WORKSHOP \$49

Includes Z•Key Keycut File, Chart, Workshop and support.

COMPLETE FORMULATOR PACKAGE . \$149

Includes 5-Step described above and the Z•Keys, Custom•Z and General Principals described on B2, B4 and B5.

FORMULATOR WITH WORKSHOPS FREE


Whether I'm teaching Photoshop or 3D modeling program such as form•Z or bonzai3d, my workshops have always covered the larger picture, the structure and strategies that I've come to call the general principles of computer design.

These immutable laws are not mystical or complex, they are simply a description of the *who-what-where-when-why-and-how* that are the general principles and basic laws common to ALL computer graphics programs.

These principals and laws apply to computer design tools based in both the realm of pixels (Photoshop, digital video, etc) and the world of vectors (2D drafting and illustration as well as 3D modeling programs such as form•Z, bonzai3d, 3D Studio Max, Maya, Rhino, Cinema 3D, etc.). As you learn these habits of thinking and lines of reasoning, you'll learn to systematically break down the complexity of your design process into into easily understood strategies and approaches.

The General Principles of Computer Design is presented to you in audio-book format that you can listen to on your iPod, in your car or on any computer. You'll also receive a general guide to these essential principles and approaches, which leaves you with the perfect set of notes that accompany this audio "lecture"

See the *Formulator Page* at architectstoolbox.com for further details.



O U T L I N E

Chapter 1
WHO: From Euclid to You
 The big picture: a timeline of innovations, what they mean to you, and what you should be doing about it.

Chapter 2
WHY: The Goal is Design
 How to Get the Computer to Disappear. The Art of Prototyping.

Chapter 3
WHAT: Vectors and Pixels
 A structural description of the building blocks of Virtual Reality.

Chapter 4
WHERE: Data and Metadata
 It's on the hard drive, not the monitor. The logic of parametrics.

Chapter 5
WHEN: The Radical Proposition of Design. While drafting and craft are linear, design is the art of non-linear exploration and recursive revision. The essential strategies that will keep you on track and save time.

Chapter 6
HOW: The One and Only Answer
 Learn the secret of Modus Ponens, the answer to your main two questions: how and why not.

Chapter 7
Ten Problem Solving Techniques
 The essential strategies and approaches.

Chapter 8
Communicating via Language
 It's all language. Learn to speak it.

Chapter 9
The File is the Factory
 How to set up and optimize your factory by treating your file right.

THE GENERAL PRINCIPALS OF COMPUTER DESIGN
AUDIO-BOOK & GUIDE \$49

THE COMPLETE FORMULATOR PACKAGE .. \$ 149
Includes General Principals, Z•Keys, 5-Step, and Custom•Z described on pages B2-B4.

FORMULATOR WITH DEMYSTIFIED WORKSHOPS..... FREE!

See the *Formulator Page* at architectstoolbox.com for further details.